

## Stereo Audio USB External Sound Card with SPDIF Digital Audio

ICUSBAUDIO2D



\*actual product may vary from photos

DE: Bedienungsanleitung - [de.startech.com](http://de.startech.com)

FR: Guide de l'utilisateur - [fr.startech.com](http://fr.startech.com)

ES: Guía del usuario - [es.startech.com](http://es.startech.com)

IT: Guida per l'uso - [it.startech.com](http://it.startech.com)

NL: Gebruiksaanwijzing - [nl.startech.com](http://nl.startech.com)

PT: Guia do usuário - [pt.startech.com](http://pt.startech.com)

For the most up-to-date information, please visit: [www.startech.com](http://www.startech.com)

## FCC Compliance Statement

This equipment has been tested and found to comply with the limits for a Class B digital device, pursuant to part 15 of the FCC Rules. These limits are designed to provide reasonable protection against harmful interference in a residential installation. This equipment generates, uses and can radiate radio frequency energy and, if not installed and used in accordance with the instructions, may cause harmful interference to radio communications. However, there is no guarantee that interference will not occur in a particular installation. If this equipment does cause harmful interference to radio or television reception, which can be determined by turning the equipment off and on, the user is encouraged to try to correct the interference by one or more of the following measures:

- Reorient or relocate the receiving antenna.
- Increase the separation between the equipment and receiver.
- Connect the equipment into an outlet on a circuit different from that to which the receiver is connected.
- Consult the dealer or an experienced radio/TV technician for help.


## Use of Trademarks, Registered Trademarks, and other Protected Names and Symbols

This manual may make reference to trademarks, registered trademarks, and other protected names and/or symbols of third-party companies not related in any way to StarTech.com. Where they occur these references are for illustrative purposes only and do not represent an endorsement of a product or service by StarTech.com, or an endorsement of the product(s) to which this manual applies by the third-party company in question. Regardless of any direct acknowledgement elsewhere in the body of this document, StarTech.com hereby acknowledges that all trademarks, registered trademarks, service marks, and other protected names and/or symbols contained in this manual and related documents are the property of their respective holders.

# Table of Contents

<b>Product Diagram .....</b>	<b>1</b>
<b>Introduction .....</b>	<b>2</b>
Packaging Contents .....	2
System Requirements.....	2
<b>Installation .....</b>	<b>2</b>
Hardware Installation .....	2
Verifying Installation .....	3
<b>Technical Support .....</b>	<b>5</b>
<b>Warranty Information.....</b>	<b>5</b>

# Product Diagram



# Introduction

Add an SPDIF digital audio output and standard 3.5 mm audio/microphone connections to your system through USB

## Packaging Contents

- 1 x USB Stereo Audio Adapter
- 1 x Instruction Manual

## System Requirements

- Available USB Port

# Installation

## Hardware Installation

1. Plug the USB connection into an available USB port on your desktop or laptop computer.
2. Windows® or Mac OS will automatically detect and install the necessary drivers.
3. Connect your desired device to either the 3.5 mm Output, or the 3.5 mm Line-out and SPDIF Combo jack

**NOTE:** The outputs on this device are not designed to be used simultaneously. If both the 3.5 mm Output and the 3.5 mm Line-out / SPDIF are connected, only the 3.5 mm Output will be active.

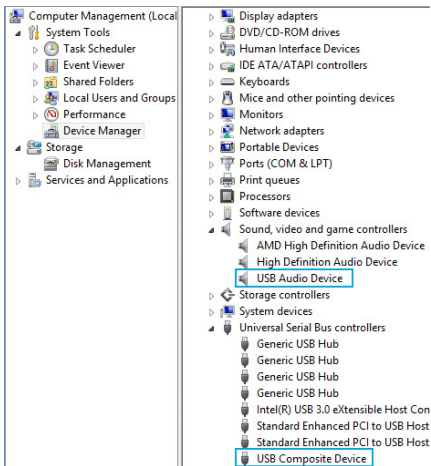
4. (Optional) Adjust the Hardware EQ Switch as desired to one of the following positions
  - Bass – Bass Boost
  - Direct – Direct (no EQ change)
  - Treble – Treble Boost

**NOTE:** If you are not getting any sound input/output from the device upon connection, please verify your sound properties settings to ensure they are configured to use the USB audio adapter as the input/output device.

# Verifying Installation

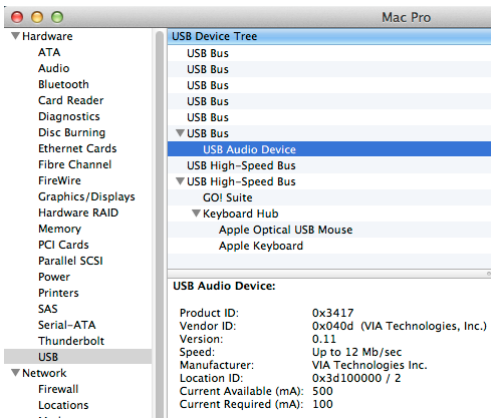
## Windows

1. Open the Device Manager by right-clicking on Computer, and then select Manage. In the new Computer Management window, select Device Manager from the left window panel (For Windows 8, open the Control Panel and select Device Manager).
2. Expand the “Sound, video and game controllers” and “Universal Serial Bus controllers” sections. On a successful install, you should following devices in the list with no exclamation points or question marks.



## Mac OS

1. Open the System Profiler by clicking the Apple symbol in the top left corner, selecting About this Mac, then select System Report
2. Expand the "Hardware" section and click "USB" in the left column. With the adapter connected, you should see the following device in the list.



# Technical Support

StarTech.com's lifetime technical support is an integral part of our commitment to provide industry-leading solutions. If you ever need help with your product, visit [www.startech.com/support](http://www.startech.com/support) and access our comprehensive selection of online tools, documentation, and downloads.

For the latest drivers/software, please visit [www.startech.com/downloads](http://www.startech.com/downloads)

## Warranty Information

This product is backed by a two year warranty.

In addition, StarTech.com warrants its products against defects in materials and workmanship for the periods noted, following the initial date of purchase. During this period, the products may be returned for repair, or replacement with equivalent products at our discretion. The warranty covers parts and labor costs only. StarTech.com does not warrant its products from defects or damages arising from misuse, abuse, alteration, or normal wear and tear.

### Limitation of Liability

In no event shall the liability of StarTech.com Ltd. and StarTech.com USA LLP (or their officers, directors, employees or agents) for any damages (whether direct or indirect, special, punitive, incidental, consequential, or otherwise), loss of profits, loss of business, or any pecuniary loss, arising out of or related to the use of the product exceed the actual price paid for the product. Some states do not allow the exclusion or limitation of incidental or consequential damages. If such laws apply, the limitations or exclusions contained in this statement may not apply to you.



Hard-to-find made easy. At StarTech.com, that isn't a slogan. It's a promise.

StarTech.com is your one-stop source for every connectivity part you need. From the latest technology to legacy products — and all the parts that bridge the old and new — we can help you find the parts that connect your solutions.

We make it easy to locate the parts, and we quickly deliver them wherever they need to go. Just talk to one of our tech advisors or visit our website. You'll be connected to the products you need in no time.

Visit [www.startech.com](http://www.startech.com) for complete information on all StarTech.com products and to access exclusive resources and time-saving tools.

*StarTech.com is an ISO 9001 Registered manufacturer of connectivity and technology parts. StarTech.com was founded in 1985 and has operations in the United States, Canada, the United Kingdom and Taiwan servicing a worldwide market.*