

PIN	CONNECTION	PIN
1	Not connected	1
7	Ground	4
8	Output	5
14	Supply	8

Scale 1:1

## Specifications






**GXO-U100F: Full size (14 pin DIL)**

**GXO-U100H: Half size (8 pin DIL)**

Parameters	Variant		Option Codes
	F	H	
<b>Package style:</b> 14 pin DIL (full size) 8 pin DIL (half size)	<input checked="" type="checkbox"/>	<input checked="" type="checkbox"/>	
<b>Frequency range:</b> 125kHz ~ 160MHz	<input checked="" type="checkbox"/>	<input checked="" type="checkbox"/>	
<b>Frequency stability:</b> ±100ppm ±50ppm ±25ppm Other	<input checked="" type="checkbox"/> <input type="checkbox"/> <input type="checkbox"/> <input type="checkbox"/>	<input checked="" type="checkbox"/> <input type="checkbox"/> <input type="checkbox"/> <input type="checkbox"/>	B A specify
<b>Operating temperature range:</b> 0 to +70°C -40 to +85°C	<input checked="" type="checkbox"/> <input type="checkbox"/>	<input checked="" type="checkbox"/> <input type="checkbox"/>	I
<b>Storage temperature range:</b> -55 to +125°C	<input checked="" type="checkbox"/>	<input checked="" type="checkbox"/>	
<b>Supply voltage (V<sub>DD</sub>):</b> +5.0V (±5%)	<input checked="" type="checkbox"/>	<input checked="" type="checkbox"/>	
<b>Supply current (max):</b> 15mA (125kHz ~ 0.99MHz) 20mA (1.0 ~ 5.0MHz) 25mA (>5.0 ~ 24.0MHz) 30mA (>24.0 ~ 70.0MHz) 40mA (>70.0 ~ 90.0MHz) 50mA (>90.0 ~ 160MHz)	<input checked="" type="checkbox"/> <input checked="" type="checkbox"/> <input checked="" type="checkbox"/> <input checked="" type="checkbox"/> <input checked="" type="checkbox"/> <input checked="" type="checkbox"/>	<input checked="" type="checkbox"/> <input checked="" type="checkbox"/> <input checked="" type="checkbox"/> <input checked="" type="checkbox"/> <input checked="" type="checkbox"/> <input checked="" type="checkbox"/>	
<b>Driving ability:</b> 50pF HCMOS / 10 LSTTL (<50.0MHz) 30pF HCMOS / 5 LSTTL (>50.0MHz)	<input checked="" type="checkbox"/> <input checked="" type="checkbox"/>	<input checked="" type="checkbox"/> <input checked="" type="checkbox"/>	
<b>Output voltage:</b> '0' level = 0.4V max '1' level = 90% V <sub>DD</sub> min	<input checked="" type="checkbox"/> <input checked="" type="checkbox"/>	<input checked="" type="checkbox"/> <input checked="" type="checkbox"/>	
<b>Start up time:</b> 10ms max	<input checked="" type="checkbox"/>	<input checked="" type="checkbox"/>	
<b>Rise / fall times:</b> 6ns max (<80.0MHz) 5ns max (>80.0MHz)	<input checked="" type="checkbox"/> <input checked="" type="checkbox"/>	<input checked="" type="checkbox"/> <input checked="" type="checkbox"/>	
<b>Waveform symmetry @ 50% V<sub>DD</sub>:</b> 45:55 max (<50.0MHz) 40:60 max (>50.0MHz)	<input checked="" type="checkbox"/> <input checked="" type="checkbox"/>	<input checked="" type="checkbox"/> <input checked="" type="checkbox"/>	

Standard.  Optional - Please specify required code(s) when ordering

## Features

-  **Standard frequencies held in stock**
-  **Express manufacturing service**
-  **Custom frequencies easily available**
-  **Low cost for volume applications**
-  **Industrial temperature range option**

## Standard Frequencies

Frequencies in MHz		
1.00000	11.28960	28.63600
1.84320	12.00000	29.49120
2.00000	14.31818	30.00000
2.45760	14.74560	32.00000
3.68640	16.00000	33.33000
4.00000	16.38400	33.86880
4.09600	18.43200	40.00000
4.91520	19.66080	48.00000
5.00000	20.00000	50.00000
6.00000	24.00000	60.00000
8.00000	24.57600	64.00000
8.19200	25.00000	66.00000
9.83040	25.17500	72.00000
10.00000	28.32200	80.00000

Other frequencies available. Please consult our sales office.

## Ordering Information

Product name + variant + option codes (if any) + frequency  
e.g: **GXO-U100F 40.0MHz** ±100ppm 0+70°C (standard)

**GXO-U100F/BI 40.0MHz** ±50ppm -40+85°C

Option code X (eg GXO-U100F/X) denotes a custom spec.

◆ Gull wing version available for SM. Refer to our website for details.